



4" Gold Bondo  
A2300G



4" Blue Bondo  
A2300B




4" Lidco Gray Bondo  
A2300GR

6" Lidco Gray Bondo  
A2300GR6



4" Lidco Orange Bondo  
A2300Y (Radius Corners)  
A2300YS (NEW! Square Corners)




4" White Bondo  
A2300W


4" Lidco EZ Grip  
A2304EZ

6" Lidco EZ Grip  
A2306EZ

Save the fatigue on your hands. This tool gives you something more substantial to grab onto. Works with any bondo card.



5" Magic Master Bondo  
A2305



4" Lidco Felt Edge Bondo  
A2300F

6" Lidco Felt Edge Bondo  
A2300F6

Great for paint protection installation. Felt edge will not scratch the film during installation.



4" Bondo Felt Sleeve  
A2300S

6" Bondo Felt Sleeve  
A2300S6

Have the benefits of a felt edge with any bondo squeegee. This sleeve slides right over your existing bondo cards. Helpful for paint protection installations.




Black 5-Way Tool  
A1802 (10" wide edge)



White 5-Way Tool  
A2400 (10" wide edge)



The Edge  
A2400E (10" wide edge)  
The next generation trim guide. Convenient angle makes trimming the edge of windows a breeze.



12" White with Black Rubber Edge  
A2306L

6" White with Black Rubber Edge  
A2306



Equalizer Handle  
A1401  
Sturdy, comfortable handle for the A2303E

Equalizer Push Stick  
A2303E



Push Stick  
A2303 (8" long)



Hook Pulling Tool  
A2304 (7.5" total length)  
This is a great tool that allows you to tuck the film by pulling back the rubber wipe on roll down windows.



Hard Card Sharpening Tool  
A2805  
This tool is great for maintaining the sharpest, smoothest possible edge on any thin, "hard edge" tool. Saves you money and makes it easier to do a perfect job.

## INSTALLATION TOOLS